



**2026 ECLIPSE CROSS SE S-AWC
4-DOOR SUV
1.5L DIRECT-INJECTION TURBO ENGINE**

Manufacturer's Suggested Retail Price (MSRP): **\$32,898.00**

Standard Equipment

Optional Equipment and Other Items

SAFETY FEATURES

- 7 AIRBAGS
- TIRE PRESSURE MONITORING SYSTEM
- BRAKE OVERRIDE SYSTEM
- ELECTRONIC BRAKE-FORCE DIST.
- HILL START ASSIST
- FORWARD COLLISION MITIGATION (FCM)
- ACTIVE STABILITY CONTROL (ASC)
- ELECTRIC PARKING BRAKE W/AUTO HOLD
- BLIND SPOT WARNING (BSW)
- REAR CROSS TRAFFIC ALERT (RCTA)
- REAR SEAT OCCUPANT ALERT

PERFORMANCE/HANDLING

- SUPER ALL-WHEEL CONTROL W/ DRIVE SELECTOR
- PADDLE SHIFTERS
- 4-WHEEL INDEPENDENT SUSPENSION

COMFORT/CONVENIENCE

- FAST-KEY KEYLESS ENTRY
- DUAL-ZONE AUTO CLIMATE CONTROL
- HEATED FRONT SEATS
- REAR PRIVACY GLASS
- ANDROID AUTO® & APPLE CARPLAY
- 6 SPEAKERS
- SIRIUSXM SATELLITE RADIO W/3 MTHS COMPLIMENTARY SUBSCRIPTION
- BLUETOOTH® CELLULAR INTERFACE
- REARVIEW CAMERA
- CRUISE CONTROL
- HEATED STEERING WHEEL
- 6-WAY ADJUSTABLE DRIVER SEAT
- 60/40 SPLIT FOLD REAR SEATS
- DUAL VANITY MIRRORS W/ILLUMINATION
- REAR CENTRE ARMREST W/CUPHOLDERS
- 12V ACCESSORY OUTLET
- FLOOR MATS
- CARGO COVER
- USB INPUT (X2)

EXTERIOR FEATURES

- 18" ALLOY WHEELS
- AUTO LED HEADLIGHTS
- AUTO LED HIGH BEAMS
- LED FOG LIGHTS
- BODY-COLOUR SIDE-VIEW MIRRORS, & DOOR HANDLES

EXTERIOR FEATURES (cont'd)

- HEATED & PWR-FOLDING SIDE-VIEW MIRRORS W/INTEGRATED TURN SIGNAL LIGHT
- BLACK WHEEL ARCH MOULDINGS
- LED REAR COMBINATION LIGHTS
- RAIN-SENSING WINDSHIELD WIPERS
- HANDS-FREE POWER LIFTGATE WITH ADJUSTABLE HEIGHT

PDI

\$250.00

Subtotal: **\$33,148.00**
 Destination/Handling: **\$1,875.00**
Total MSRP: \$35,023.00

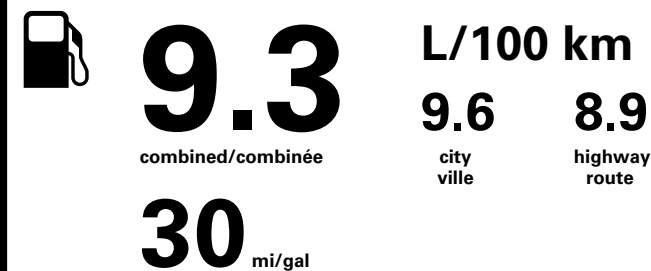


VIN : JA4ATVAA4TZ604242



**Gasoline Vehicle
Véhicule à essence**

Fuel Consumption / Consommation de carburant



Annual fuel cost

for an annual distance of 20000 km, and an average fuel price of \$1.50 per litre

\$ 2 790

Coût annuel en carburant

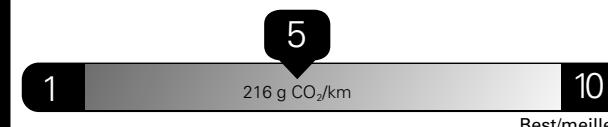
pour une distance annuelle de 20000 km, et un prix moyen du carburant de 1,50 \$ par litre

**Small SUVs range from /
Les petits VUS font entre**

1.9 - 16.8 L_e/100 km

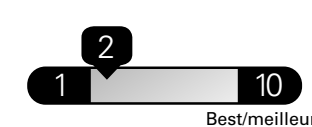
L_e is gasoline litre equivalent
L_e signifie litre équivalent d'essence

Carbon Dioxide Rating / Indice de dioxyde de carbone



Tailpipe emissions only / Émissions du tuyau d'échappement seulement

Smog Rating / Indice de Smog



Estimates are based on Government of Canada approved criteria and testing methods. Vehicle's actual fuel consumption will vary.

Estimations établies selon des méthodes d'essai et des critères approuvés par le gouvernement du Canada. La consommation de carburant réelle du véhicule variera.



For more information visit
vehicles.nrcan.gc.ca

Pour plus d'information visitez
vehicules.nrcan.gc.ca

**BEST
BACKED
CARS**
IN THE WORLD**



Year/160,000 km
Powertrain Ltd Warranty*



Year/100,000 km
New Vehicle Ltd Warranty*



Year/Unlimited km
Roadside Assistance*



* Whichever comes first. Regular maintenance not included. New Vehicle Limited Warranty covers most vehicle parts under normal use and maintenance. ** Best Backed claim based on competitors' information for 08/09 vehicles (Lancer Evolution and Rollart excluded from Best Backed claim). See dealer or Mitsubishi-Motors.ca for Warranty and Roadside Assistance terms and conditions and other details. Important program restrictions apply and not all customers will qualify.